

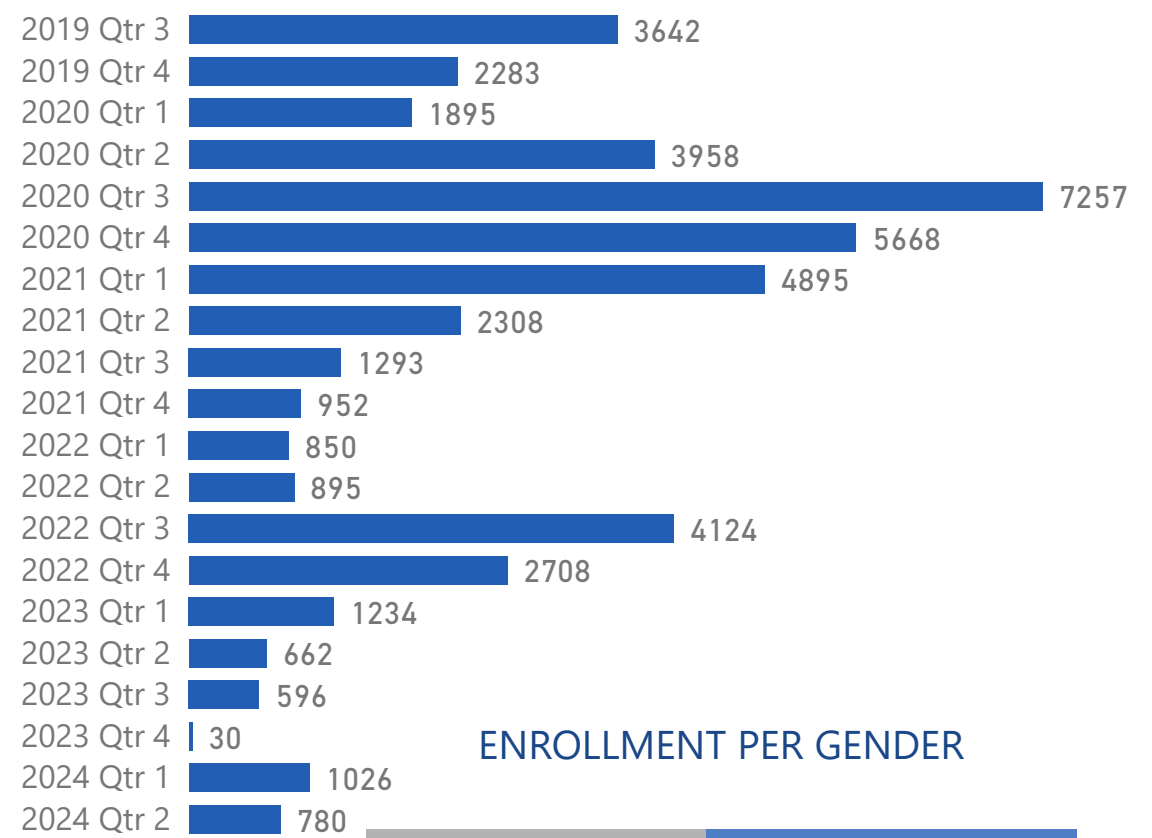
14/06/2024

BENEFICIARIES ENROLLED IN HELIOS

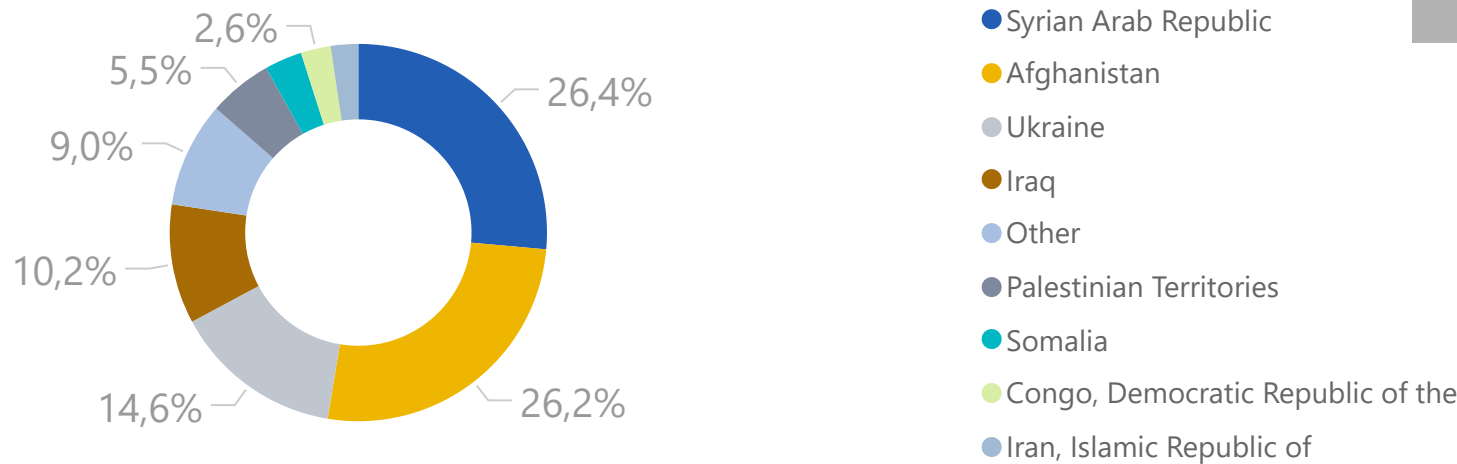
47056

SINCE THE BEGINNING OF PROJECT IMPLEMENTATION
*Regarding the Enrollments, the figures are not finalized as data as still being processed

NEW ENROLLMENTS PER QUARTER



ENROLLMENT PER COUNTRY OF ORIGIN



ENROLLMENT PER GENDER



AGE OF THE ENROLLED HELIOS POPULATION



ENROLLMENT PER REGION

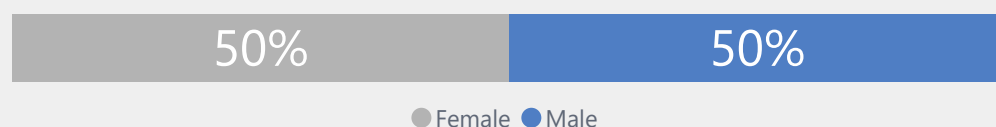
| | |
|------------------------------|--------------|
| Attica | 15069 |
| Central Macedonia | 9831 |
| North Aegean | 7065 |
| Epirus | 2656 |
| Central Greece | 2349 |
| South Aegean | 2181 |
| Crete | 1821 |
| Thessaly | 1678 |
| Eastern Macedonia and Thrace | 1433 |
| Peloponnese | 1273 |
| Western Macedonia | 1095 |
| Western Greece | 545 |
| Ionian Islands | 60 |
| Total | 47056 |

ACCOMMODATION SUPPORT

| | TOTAL # | CURRENT # |
|--|---------|-----------|
| Households benefitting from HELIOS Rental Subsidies | 10.519 | 684 |
| Individuals benefitting from HELIOS Rental Subsidies | 24.069 | 1152 |
| Helios Unique Houses | 7850 | 569 |

Adult Population Benefitted from Accommodation Workshops
14934

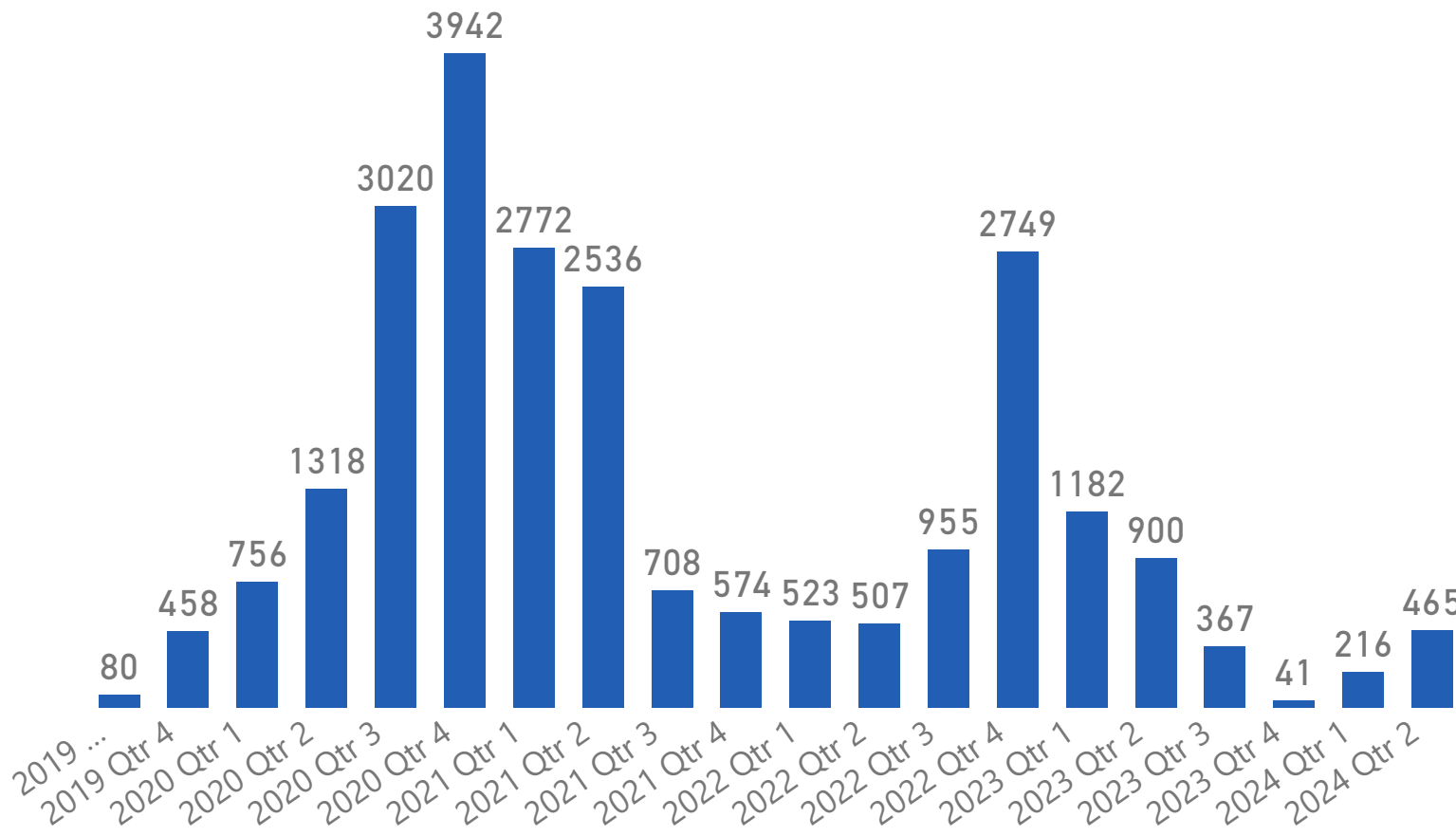
RENTAL SUBSIDIES PER GENDER



INTEGRATION LEARNING CENTERS

Athens (3) | Thessaloniki (2) | Ioannina | Heraklion | Chania

BENEFICIARIES WITH NEW LEASE AGREEMENTS PER QUARTER



DISTRIBUTION OF BENEFICIARIES WITH LEASE AGREEMENTS PER REGION

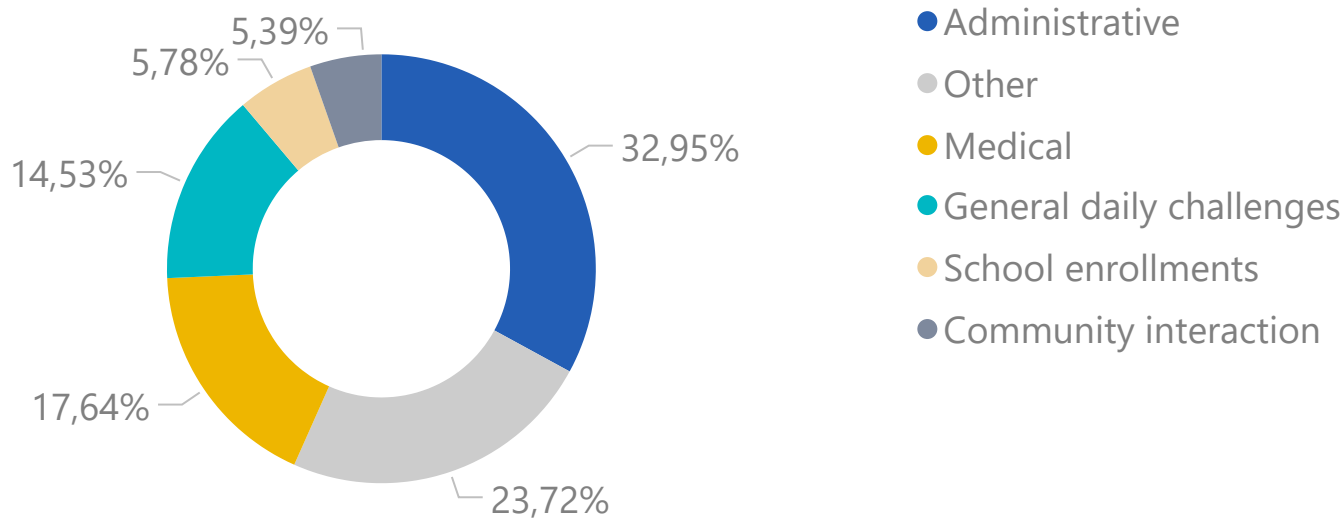
| | |
|------------------------------|--------|
| Attica | 49,16% |
| Central Macedonia | 22,02% |
| Crete | 8,04% |
| Epirus | 4,89% |
| North Aegean | 2,80% |
| Western Greece | 2,73% |
| Thessaly | 2,24% |
| Central Greece | 2,12% |
| Peloponnese | 1,84% |
| South Aegean | 1,56% |
| Eastern Macedonia and Thrace | 1,40% |
| Western Macedonia | 1,08% |
| Ionian Islands | 0,12% |

INTEGRATION MONITORING

Number of Sessions

34113

TYPE OF SUPPORT PROVIDED



INTEGRATION COURSES

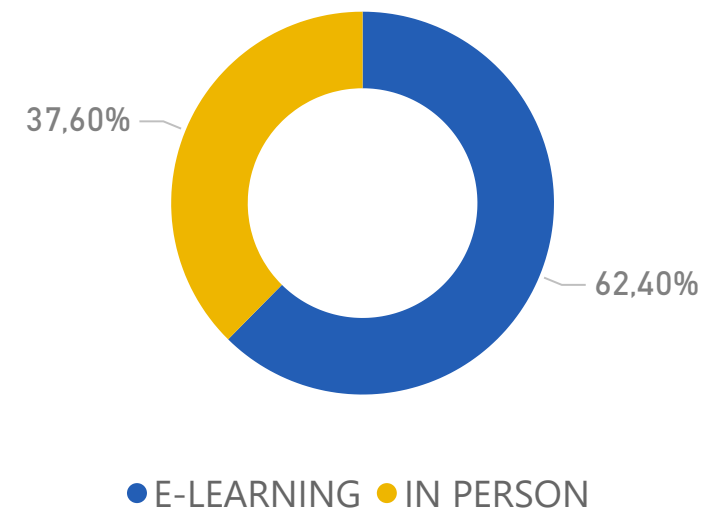
Enrollments

10.502

Current Students

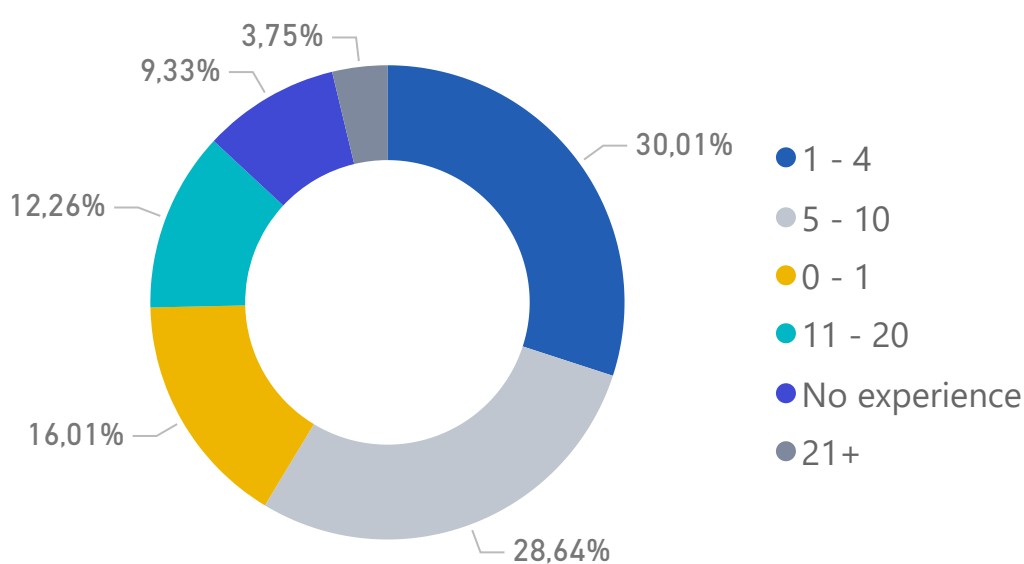
385

EDUCATION MODALITY



EMPLOYABILITY SUPPORT


YEARS OF PROFESSIONAL EXPERIENCE



Job Counselling Sessions

12389

JOB COUNSELLING PER GENDER



SKILLS PROFILING RESULT - EDUCATION LEVEL

| Education Level (ISCED 2011) | # |
|---------------------------------------|------|
| Bachelor | 1887 |
| Upper secondary education | 1785 |
| Primary education | 1437 |
| Lower secondary education | 1364 |
| Early childhood education | 842 |
| Master's | 253 |
| Short circle tertiary education | 174 |
| Post-secondary non tertiary education | 170 |
| Doctoral | 30 |
| Doctoral not completed | 4 |

Total Profiled

7946